



# 2011 Plains Rally

14th May 2011  
Final Award Winners




Pos	No.	Driver/Co-Driver	Class	Vehicle	Total Time	Diff. Leader	Overall Pos
<b>Overall Awards</b>							
1	1	Andrew BURTON/Robin KELLARD	WR1	Peugeot Cosworth	0:43:39		1
2	2	Hugh HUNTER/Andy MARCHBANK	WR1	Ford Focus Wrc01	0:43:44	0:05	2
3	5	Charlie PAYNE/Paul SPOONER	WR1	Ford Focus WRC 06	0:44:11	0:32	3
<b>Award - 1400 Driver and Co-driver</b>							
1	202	Justin LAWSON/Paul HARGREAVES	1400S	Vauxhall Nova	0:48:57		31
<b>Class RF1.0</b>							
1	222	Ian ARDEN/Steve COOMBES	RF1.0	Nissan Micra	0:56:18		91
2	223	Harry MORGAN/Sasha HERIOT	RF1.0	Nissan Micra	0:56:28	0:10	92
3	239	Chris SHAW/Gavin WRIGHT	RF1.0	Nissan Micra	0:57:47	1:29	96
<b>Class RF1.4</b>							
1	208	Ash SLIGHTS/Tom HUGHES	RF1.4	Toyota Yaris	0:52:30		64
2	213	Chris HELTINGS/Glyn THOMS	RF1.4	MG ZR	0:52:40	0:10	68
3	211	Dave TOWN/Mick TOWN	RF1.4	Rover 214	0:53:27	0:57	77
<b>Class 1400L</b>							
1	206	Gethin JONES/Scott POXON	1400L	Volkswagon Polo	0:53:16		74
2	235	Jamie TURNER/James ALDRIDGE	1400L	Rover 200	0:53:23	0:07	76
3	218	Steve BROWN/Paul STRINGER	1400L	Nissan Micra	0:54:36	1:20	84
<b>Class 1400C</b>							
1	219	Euros EVANS/Dylan LEWIS	1400C	Vauxhall Nova	0:54:23		83
<b>Class 1400S</b>							
1	233	Darren PINCHIN/Karen WATTS	1400S	Proton Satria	0:49:10		34
2	203	Clive ANSTEY/Tim CURRIE	1400S	Vauxhall Corsa	0:50:52	1:42	47
3	209	Dominic SCOTT/James BAILEY	1400S	MG ZR	0:51:02	1:52	49
<b>Class N3</b>							
1	164	Damien SMITH/Frazer HUTCHINSON	N3	Ford Fiesta ST	0:49:28		39
2	116	Matt BEEBE/Rich MILLS	N3	MG ZR 160	0:51:06	1:38	51
<b>Class N4</b>							
1	22	Wug UTTING/Max UTTING	N4	Subaru Impreza N12B	0:45:39		8
2	11	Daniel SIGUOARSON/Martin BRADY	N4	Mitsubishi Evo 10	0:45:44	0:05	9
3	25	Dylan DAVIES/Dale FURNISS	N4	Subaru Impreza	0:45:49	0:10	10
<b>Class H1</b>							
		No finisher eligible					
<b>Class H2</b>							
		No finisher eligible					
<b>Class H3</b>							
1	107	Gareth LLOYD/Gareth ROBERTS	H3	Ford Escort Rs1800	0:48:40		29
2	106	Stuart CLARKE/Andy BALLANTYNE	H3	Ford Escort RS2000	0:49:11	0:31	36
3	154	Paul GRIFFITHS/Sam COLLIS	H3	Ford Escort Rs1800	0:49:28	0:48	40
<b>Class B10</b>							
1	115	Osian PRYCE/Iestyn WILLIAMS	B10	Ford Fiesta R2	0:49:16		37
2	127	Robert WHEELER/Chris WHEELER	B10	VW Golf	0:50:47	1:31	45
3	125	Sean EDWARDS/Gavin HAYCOCK	B10	Ford Escort	0:51:12	1:56	53
<b>Class B11</b>							
1	155	Mad Mick JONES/Isak GUDJONSSON	B11	Escort Mark 2	0:47:28		20

Issued at 20:39 on 14 May 2011

1

Results by Tynemouth Computer Services





# 2011 Plains Rally

14th May 2011  
Final Award Winners




Pos	No.	Driver/Co-Driver	Class	Vehicle	Total Time	Diff. Leader	Overall Pos
<b>Class B11 (Continued)</b>							
2	112	Boyd KERSHAW/Bryan HULL	B11	Ford Escort	0:49:23	1:55	38
3	156	Stuart EGGLESTONE/Brian HODGSON	B11	Vauxhaul Astra	0:52:27	4:59	63
<b>Class B12</b>							
1	105	Will ONIONS/Dave WILLIAMS	B12	Ford Escort MK 11	0:47:23		19
2	118	Richard FELGATE/Mark MASON	B12	BMW 325i	0:50:54	3:31	48
3	110	Colin WEBB/Matt ROGERS	B12	BMW 325	0:51:34	4:11	57
<b>Class B13</b>							
1	6	David WRIGHT/Micheal WILKINSON	B13	Mitsubishi Evo 9	0:44:25		4
2	10	Nigel GRIFFITHS/Jon SCOTT	B13	Subaru Impreza	0:45:08	0:43	6
3	17	David HOWELLS/Chris RIDGE	B13	Subaru Impreza	0:45:28	1:03	7
<b>Class WR1</b>							
1	4	Paul BIRD/Kirsty RIDDICK	WR1	Ford Focus WRC 07	0:44:29		5
2	27	Kevin ROWLEDGE/Paul MORRIS	WR1	Ford Focus WRC	0:47:41	3:12	21
3	41	Geoff COTTRILL/Nathan CREWE	WR1	MG Metro 6R4	0:52:10	7:41	59
<b>Award - S1000 Driver</b>							
1	223	Harry MORGAN	RF1.0	Nissan Micra	0:56:28		92
<b>Award - S1000 Co-driver</b>							
		No finisher eligible					
<b>Award - ANWCC Driver</b>							
1	25	Dylan DAVIES	N4	Subaru Impreza	0:45:49		10
<b>Award - ANWCC Co-driver</b>							
1	25	Dale FURNISS	N4	Subaru Impreza	0:45:49		10
<b>Award - WAMC National Driver</b>							
1	2	Hugh HUNTER	WR1	Ford Focus Wrc01	0:43:44		2
<b>Award - WAMC National Co-driver</b>							
1	2	Andy MARCHBANK	WR1	Ford Focus Wrc01	0:43:44		2
<b>Award - WAMC Clubman Driver</b>							
1	25	Dylan DAVIES	N4	Subaru Impreza	0:45:49		10
<b>Award - WAMC Clubman Co-driver</b>							
1	25	Dale FURNISS	N4	Subaru Impreza	0:45:49		10
<b>Award - Hankook 205 Driver</b>							
1	134	Ian CARTWRIGHT	B10	Peugeot 205	0:53:43		80
<b>Award - Hankook 205 Co-driver</b>							
1	134	Ian JACKSON	B10	Peugeot 205	0:53:43		80
<b>Award - Hankook BMW Driver</b>							
1	118	Richard FELGATE	B12	BMW 325i	0:50:54		48
<b>Award - Hankook BMW Co-driver</b>							
1	118	Mark MASON	B12	BMW 325i	0:50:54		48
<b>Award - Siverstone Tyres Gold Star Driver - BTRDA Goblet</b>							
1	1	Andrew BURTON	WR1	Peugeot Cosworth	0:43:39		1

Issued at 20:39 on 14 May 2011

2

Results by Tynemouth Computer Services





# 2011 Plains Rally

14th May 2011  
Final Award Winners



Pos	No.	Driver/Co-Driver	Class	Vehicle	Total Time	Diff. Leader	Overall Pos
<b>Award - Silverstone Tyres Gold Star Co-driver - BTRDA Goblet</b>							
1	1	Robin KELLARD	WR1	Peugeot Cosworth	0:43:39		1
<b>Award - Silverstone Tyres Silver Star Driver - BTRDA Goblet</b>							
1	105	Will ONIONS	B12	Ford Escort MK 11	0:47:23		19
<b>Award - Silverstone Tyres Silver Star Co-driver - BTRDA Goblet</b>							
1	105	Dave WILLIAMS	B12	Ford Escort MK 11	0:47:23		19
<b>Award - Millers Oils BTRDA 1400 Driver</b>							
1	202	Justin LAWSON	1400S	Vauxhall Nova	0:48:57		31
<b>Award - Millers Oils BTRDA 1400 Co-driver</b>							
1	202	Paul HARGREAVES	1400S	Vauxhall Nova	0:48:57		31





# 2011 Plains Rally

14th May 2011

## Final Results




Pos	No.	Driver/Co-driver	Class	Class Posn.	Vehicle	Stage Times	Penalties	Total Time	Diff. Leader
1	1	Andrew BURTON/Robin KELLARD	WR1	1	Peugeot Cosworth	0:43:39		0:43:39	
2	2	Hugh HUNTER/Andy MARCHBANK	WR1	2	Ford Focus Wrc01	0:43:44		0:43:44	0:05
3	5	Charlie PAYNE/Paul SPOONER	WR1	3	Ford Focus WRC 06	0:44:11		0:44:11	0:32
4	6	David WRIGHT/Micheal WILKINSON	B13	1	Mitsubishi Evo 9	0:44:25		0:44:25	0:46
5	4	Paul BIRD/Kirsty RIDDICK	WR1	4	Ford Focus WRC 07	0:44:29		0:44:29	0:50
6	10	Nigel GRIFFITHS/Jon SCOTT	B13	2	Subaru Impreza	0:45:08		0:45:08	1:29
7	17	David HOWELLS/Chris RIDGE	B13	3	Subaru Impreza	0:45:28		0:45:28	1:49
8	22	Wug UTTING/Max UTTING	N4	1	Subaru Impreza N12B	0:45:39		0:45:39	2:00
9	11	Daniel SIGUROARSON/Martin BRADY	N4	2	Mitsubishi Evo 10	0:45:44		0:45:44	2:05
10	25	Dylan DAVIES/Dale FURNISS	N4	3	Subaru Impreza	0:45:49		0:45:49	2:10
11	45	Sara WILLIAMS/Dai ROBERTS	N4	4	Subaru Impreza	0:46:12		0:46:12	2:33
12	46	Jim McNEIL/Kim BAKER	B13	4	Subaru Impreza	0:46:15		0:46:15	2:36
13	48	Jamie ANDERSON/Ella FLYNN	N4	5	Mitsubishi Evo 9	0:46:16		0:46:16	2:37
14	18	Stephen PETCH/John RICHARDSON	B13	5	Mitsubishi Lancer Evo	0:46:19		0:46:19	2:40
15	15	Tom NAUGHTON/Horace SAVILLE	N4	6	Mitsubishi Evo 9	0:45:32	1:00	0:46:32	2:53
16	19	James GRINT/Steve GREENHILL	N4	7	Mitsubishi Evo 9	0:46:39		0:46:39	3:00
17	28	Martin NEWCOMBE/Peter NEWCOMBE	B13	6	Mitsubishi Evo 6	0:46:44		0:46:44	3:05
18	24	Luke FRANCIS/John H ROBERTS	N4	8	Mitsubishi Evo 9	0:46:51		0:46:51	3:12
19	105	Will ONIONS/Dave WILLIAMS	B12	1	Ford Escort MK 11	0:47:23		0:47:23	3:44
20	155	Mad Mick JONES/Isak GUDJONSSON	B11	1	Escort Mark 2	0:47:28		0:47:28	3:49
21	27	Kevin ROWLEDGE/Paul MORRIS	WR1	5	Ford Focus WRC	0:47:41		0:47:41	4:02
22	50	Brendan CUMISKEY/Ronan OKANE	N4	9	Mitsubishi Evo 9	0:47:43		0:47:43	4:04
23	32	Nigel SEABOLD/Chris DAVIES	N4	10	Subaru Impreza N2010	0:47:47		0:47:47	4:08
24	23	Barry JONES/Chris WILLIAMS	N4	11	Subaru Impreza Wrx	0:47:57		0:47:57	4:18
25	44	Matthew ROBINSON/Nigel HUTCHINSON	B13	7	Subaru Impreza	0:48:04		0:48:04	4:25
26	26	Simon ROGERS/Peter THOMAS	B13	8	Mitsubishi Evo6	0:48:18		0:48:18	4:39
27	31	Tony MACWHIRTER/Steve GREEN	B13	9	Mitsubishi Evo 7	0:48:28		0:48:28	4:49
28	30	Paul WALKER/Vern BROWN	B13	10	Subaru Impreza	0:48:32		0:48:32	4:53
29	107	Gareth LLOYD/Gareth ROBERTS	H3	1	Ford Escort Rs1800	0:48:40		0:48:40	5:01
30	34	Peter BAYLIS/Anthony BLYTH	B13	11	Subaru Impreza	0:48:47		0:48:47	5:08
31	202	Justin LAWSON/Paul HARGREAVES	1400S	1	Vauxhall Nova	0:48:57		0:48:57	5:18
32	29	Keith PARRY/Eryl EVANS	B13	12	Subaru Impreza	0:49:04		0:49:04	5:25
33	36	Ben WILLIAMS/Russell JOSEPH	B13	13	Mitsubishi Evo 6	0:49:06		0:49:06	5:27
34	233	Darren PINCHIN/Karen WATTS	1400S	2	Proton Satria	0:49:10		0:49:10	5:31
35	37	Martin PAYTON/Darren PARSONS	B13	14	Mitsubishi Evo 6	0:49:10		0:49:10	5:31
36	106	Stuart CLARKE/Andy BALLANTYNE	H3	2	Ford Escort RS2000	0:49:11		0:49:11	5:32
37	115	Osian PRYCE/lestyn WILLIAMS	B10	1	Ford Fiesta R2	0:49:16		0:49:16	5:37
38	112	Boyd KERSHAW/Bryan HULL	B11	2	Ford Escort	0:49:23		0:49:23	5:44
39	164	Damien SMITH/Frazer HUTCHINSON	N3	1	Ford Fiesta ST	0:49:28		0:49:28	5:49
40	154	Paul GRIFFITHS/Sam COLLIS	H3	3	Ford Escort Rs1800	0:49:28		0:49:28	5:49
41	109	Terry BROWN/Jack WALBY	H3	4	Ford Escort Mk2	0:49:37		0:49:37	5:58
42	108	Warren PHILLISKIRK/Matthew WHATTAM	H3	5	Ford Escort Rs1800	0:49:52		0:49:52	6:13
43	163	Mark BENTLEY/Ed BENTLEY	H3	6	Ford Escort	0:50:38		0:50:38	6:59
44	42	Garry WILSON/Martin HAGGETT	B13	15	MG Metro 6R4	0:50:44		0:50:44	7:05
45	127	Robert WHEELER/Chris WHEELER	B10	2	VW Golf	0:50:47		0:50:47	7:08
46	121	Barry JORDAN/James GRATTON-SMITH	H3	7	Ford Escort	0:50:47		0:50:47	7:08
47	203	Clive ANSTEY/Tim CURRIE	1400S	3	Vauxhall Corsa	0:50:52		0:50:52	7:13
48	118	Richard FELGATE/Mark MASON	B12	2	BMW 325i	0:50:54		0:50:54	7:15
49	209	Dominic SCOTT/James BAILEY	1400S	4	MG ZR	0:51:02		0:51:02	7:23
50	39	Paul LOMAS/Matthew NICHOLAS	B13	16	Subaru Impreza	0:51:05		0:51:05	7:26
51	116	Matt BEEBE/Rich MILLS	N3	2	MG ZR 160	0:51:06		0:51:06	7:27
52	216	Hefin LLOYD-DAVIES/Mark LEWIS	1400S	5	Vauxhall Corsa	0:51:12		0:51:12	7:33

Issued at 20:39 on 14 May 2011

4

Results by Tynemouth Computer Services





# 2011 Plains Rally

14th May 2011

## Final Results




Pos	No.	Driver/Co-driver	Class	Class Posn.	Vehicle	Stage Times	Penalties	Total Time	Diff. Leader
53	125	Sean EDWARDS/Gavin HAYCOCK	B10	3	Ford Escort	0:51:12		0:51:12	7:33
54	137	Dave LEWIS/Steve SOUTHALL	H3	8	Ford Escort Mk1	0:51:13		0:51:13	7:34
55	205	Marcel FRELING/Karen ROBINSON	1400S	6	MG ZR	0:51:24		0:51:24	7:45
56	47	Jason MORGAN/Gareth PRITCHARD	B13	17	Subaru Impreza	0:51:29		0:51:29	7:50
57	110	Colin WEBB/Matt ROGERS	B12	3	BMW 325	0:51:34		0:51:34	7:55
58	129	Roland LLEWELIN/Paul WILLIAMS	B12	4	BMW 3251	0:51:55		0:51:55	8:16
59	41	Geoff COTTRILL/Nathan CREWE	WR1	6	MG Metro 6R4	0:52:10		0:52:10	8:31
60	133	Damian THOMAS/Anthony LITCHFIELD	B10	4	Peugeot 205	0:52:11		0:52:11	8:32
61	136	Thomas LLOYD/Craig MAGGS	B10	5	Peugeot 205	0:52:12		0:52:12	8:33
62	162	Dale OWEN/Adam JEFFS	B10	6	Peugeot 206 Xsi	0:52:18		0:52:18	8:39
63	156	Stuart EGGLESTONE/Brian HODGSON	B11	3	Vauxhall Astra	0:52:27		0:52:27	8:48
64	208	Ash SLIGHTS/Tom HUGHES	RF1.4	1	Toyota Yaris	0:52:30		0:52:30	8:51
65	40	Spencer WILKINSON/Jamie EDWARDS	N4	12	Subaru Impreza N10	0:52:30		0:52:30	8:51
66	207	Roger PRIESTNALL/Jamie FORREST	1400S	7	Proton Satria	0:52:32		0:52:32	8:53
67	131	Jon ROSS/Martin AUSKERIN	B12	5	BMW 325i	0:52:36		0:52:36	8:57
68	213	Chris HELTINGS/Glyn THOMS	RF1.4	2	MG ZR	0:52:40		0:52:40	9:01
69	135	Cyril CROOK/Mike WILDING	B12	6	Vauxhall Astra RS RWD	0:52:42		0:52:42	9:03
70	214	Martin SHAW/Ian PROUT	1400S	8	Ford Escort Rs1400	0:52:56		0:52:56	9:17
71	210	Kieran DARRINGTON/Pamela HILTON	1400S	9	Vauxhall Corsa	0:53:05		0:53:05	9:26
72	140	Dai LLOYD/Sherryn ROBERTS	B10	7	Peugeot 205Gti	0:53:14		0:53:14	9:35
73	124	Ian RIX/Lee CARTER	H3	9	Ford Escort	0:53:15		0:53:15	9:36
74	206	Gethin JONES/Scott POXON	1400L	1	Volkswagon Polo	0:53:16		0:53:16	9:37
75	234	Vin HUGHES/Dave READ	1400S	10	Ford Focus	0:53:21		0:53:21	9:42
76	235	Jamie TURNER/James ALDRIDGE	1400L	2	Rover 200	0:53:23		0:53:23	9:44
77	211	Dave TOWN/Mick TOWN	RF1.4	3	Rover 214	0:53:27		0:53:27	9:48
78	126	Kieron PATTERSON/Michael WILSON	H3	10	Datsun 240Z	0:53:32		0:53:32	9:53
79	114	David JONES/Glyn PRICE	B12	7	BMW E30	0:53:40		0:53:40	10:01
80	134	Ian CARTWRIGHT/Ian JACKSON	B10	8	Peugeot 205	0:53:43		0:53:43	10:04
81	128	Sean BANNISTER/Ian JONES	B10	9	Citroen C2	0:53:46		0:53:46	10:07
82	215	Kris FARRELL/Tudor JENKINS	1400S	11	Proton Satria	0:53:46		0:53:46	10:07
83	219	Euros EVANS/Dylan LEWIS	1400C	1	Vauxhall Nova	0:54:23		0:54:23	10:44
84	218	Steve BROWN/Paul STRINGER	1400L	3	Nissan Micra	0:54:36		0:54:36	10:57
85	232	Damien RIGDEN/Ian ORFORD	1400L	4	VW Lupo	0:54:48		0:54:48	11:09
86	147	Alex HAWKINS/Fraser WARD	B10	10	Peugeot 205 Gti	0:54:59		0:54:59	11:20
87	143	Gareth VICKERS/Martyn VICKERS	B10	11	Peugeot 205 Gti	0:55:12		0:55:12	11:33
88	217	Jayne AUDEN/Dave AUDEN	1400S	12	MG ZR	0:55:15		0:55:15	11:36
89	139	Barney JOHNSON/Jamie-Lee FOX	B12	8	BMW 325	0:55:37		0:55:37	11:58
90	220	Roy GRAVESTOCK/Tim BALL	RF1.4	4	Vauxhall Corsa Sri	0:55:44		0:55:44	12:05
91	222	Ian ARDEN/Steve COOMBES	RF1.0	1	Nissan Micra	0:56:18		0:56:18	12:39
92	223	Harry MORGAN/Sasha HERIOT	RF1.0	2	Nissan Micra	0:56:28		0:56:28	12:49
93	238	James McLEAN/Thomas BAYLEY	1400L	5	Peugeot 106	0:56:46		0:56:46	13:07
94	226	Marlon ROBERTS/Steve DEELEY	1400L	6	MG ZR	0:57:10		0:57:10	13:31
95	224	James WEAVER/Teresa BUTLER	1400L	7	MG ZR	0:57:39		0:57:39	14:00
96	239	Chris SHAW/Gavin WRIGHT	RF1.0	3	Nissan Micra	0:57:47		0:57:47	14:08
97	161	Anthony FINN/Alan BROWN	B11	4	Peugeot 205 Gti	0:58:11		0:58:11	14:32
98	237	Simon McLEAN/Ian McLEAN	1400L	8	Peugeot 106	0:58:17		0:58:17	14:38
99	152	Tony HAWKINS/Darren JONES	B12	9	BMW 325	0:58:39		0:58:39	15:00
100	148	Huw ROWCLIFFE/Tudur REES	B10	12	Peugeot 205 Gti	1:00:01		1:00:01	16:22
101	228	Jon PAYTON/Tim PAYTON	RF1.0	4	Nissan Micra	1:00:47		1:00:47	17:08
102	231	Danny BROWN/Darren RILEY	RF1.0	5	Nissan Micra	1:01:53		1:01:53	18:14
103	229	Leonard EVANS/Mark THOMAS	RF1.0	6	Nissan Micra	1:06:21		1:06:21	22:42
104	236	Dan WAKEFIELD/Kit PERRY	RF1.4	5	Peugeot 106	1:06:56		1:06:56	23:17

Issued at 20:39 on 14 May 2011

5

Results by Tynemouth Computer Services





# 2011 Plains Rally

14th May 2011

Final Results



Pos	No.	Driver/Co-driver	Class	Class Posn.	Vehicle	Stage Times	Penalties	Total Time	Diff. Leader
105	230	Lora KENNY/Rhys MORGAN	RF1.0	7	Nissan Micra	1:07:52	1:00	1:08:52	25:13

Issued at 20:39 on 14 May 2011

6

Results by Tynemouth Computer Services





# 2011 Plains Rally

14th May 2011

## Final Results by Competition Number



No.	Pos	Entrant Driver/Co-driver	Class	Class Posn.	Vehicle	Stage Times	Penalties	Total Time	Diff. Leader
202	31	Justin LAWSON/Paul HARGREAVES	1400S	1	Vauxhall Nova	0:48:57		0:48:57	5:18
203	47	Clive ANSTEY/Tim CURRIE	1400S	3	Vauxhall Corsa	0:50:52		0:50:52	7:13
204		Arwyn LLOYD-DAVIES/Emyr HALL	1400S		Vauxhall Nova	Engine Failure			
205	55	Marcel FRELING/Karen ROBINSON	1400S	6	MG ZR	0:51:24		0:51:24	7:45
206	74	Gethin JONES/Scott POXON	1400L	1	Volkswagon Polo	0:53:16		0:53:16	9:37
207	66	Roger PRIESTNALL/Jamie FORREST	1400S	7	Proton Satria	0:52:32		0:52:32	8:53
208	64	Ash SLIGHTS/Tom HUGHES	RF1.4	1	Toyota Yaris	0:52:30		0:52:30	8:51
209	49	Dominic SCOTT/James BAILEY	1400S	4	MG ZR	0:51:02		0:51:02	7:23
210	71	Kieran DARRINGTON/Pamela HILTON	1400S	9	Vauxhall Corsa	0:53:05		0:53:05	9:26
211	77	Dave TOWN/Mick TOWN	RF1.4	3	Rover 214	0:53:27		0:53:27	9:48
212		Dan GRAY/Rob TUCKWELL	1400S		Peugeot 106 Rallye	Stopped SS2			
213	68	Chris HELTINGS/Glyn THOMS	RF1.4	2	MG ZR	0:52:40		0:52:40	9:01
214	70	Martin SHAW/Ian PROUT	1400S	8	Ford Escort Rs1400	0:52:56		0:52:56	9:17
215	82	Kris FARRELL/Tudor JENKINS	1400S	11	Proton Satria	0:53:46		0:53:46	10:07
216	52	Hefin LLOYD-DAVIES/Mark LEWIS	1400S	5	Vauxhall Corsa	0:51:12		0:51:12	7:33
217	88	Jayne AUDEN/Dave AUDEN	1400S	12	MG ZR	0:55:15		0:55:15	11:36
218	84	Steve BROWN/Paul STRINGER	1400L	3	Nissan Micra	0:54:36		0:54:36	10:57
219	83	Euros EVANS/Dylan LEWIS	1400C	1	Vauxhall Nova	0:54:23		0:54:23	10:44
220	90	<b>Roy W Gravestock</b> Roy GRAVESTOCK/Tim BALL	RF1.4	4	Vauxhall Corsa Sri	0:55:44		0:55:44	12:05
221		<b>Rallyschool.co.uk</b> Matt GRIFFIN/Joe CRUTTENDEN	1400L		VW Lupo	Driveshaft SS2			
222	91	Ian ARDEN/Steve COOMBES	RF1.0	1	Nissan Micra	0:56:18		0:56:18	12:39
223	92	Harry MORGAN/Sasha HERIOT	RF1.0	2	Nissan Micra	0:56:28		0:56:28	12:49
224	95	James WEAVER/Teresa BUTLER	1400L	7	MG ZR	0:57:39		0:57:39	14:00
225		James WATKINS/Siobhan PUGH	RF1.0		Nissan Micra	Stopped After SS6			
226	94	Marlon ROBERTS/Steve DEELEY	1400L	6	MG ZR	0:57:10		0:57:10	13:31
227		Jez MACWHIRTER/Lisa EVANS	1400S		Vauxhall Corsa	Stopped SS2			
228	101	Jon PAYTON/Tim PAYTON	RF1.0	4	Nissan Micra	1:00:47		1:00:47	17:08
229	103	Leonard EVANS/Mark THOMAS	RF1.0	6	Nissan Micra	1:06:21		1:06:21	22:42
230	105	Lora KENNY/Rhys MORGAN	RF1.0	7	Nissan Micra	1:07:52	1:00	1:08:52	25:13
231	102	Danny BROWN/Darren RILEY	RF1.0	5	Nissan Micra	1:01:53		1:01:53	18:14
232	85	Damien RIGDEN/Ian ORFORD	1400L	4	VW Lupo	0:54:48		0:54:48	11:09
233	34	Darren PINCHIN/Karen WATTS	1400S	2	Proton Satria	0:49:10		0:49:10	5:31
234	75	Vin HUGHES/Dave READ	1400S	10	Ford Focus	0:53:21		0:53:21	9:42
235	76	Jamie TURNER/James ALDRIDGE	1400L	2	Rover 200	0:53:23		0:53:23	9:44
236	104	Dan WAKEFIELD/Kit PERRY	RF1.4	5	Peugeot 106	1:06:56		1:06:56	23:17
237	98	Simon McLEAN/Ian McLEAN	1400L	8	Peugeot 106	0:58:17		0:58:17	14:38
238	93	James McLEAN/Thomas BAYLEY	1400L	5	Peugeot 106	0:56:46		0:56:46	13:07
239	96	Chris SHAW/Gavin WRIGHT	RF1.0	3	Nissan Micra	0:57:47		0:57:47	14:08
102		Joe PRICE/Christopher BROOKS	B11		Ford Escort	OTL			
103		Allan McDOWALL/Gavin HESELTINE	B11		Opel Kadett	Stopped SS5			
105	19	Will ONIONS/Dave WILLIAMS	B12	1	Ford Escort MK 11	0:47:23		0:47:23	3:44
106	36	Stuart CLARKE/Andy BALLANTYNE	H3	2	Ford Escort RS2000	0:49:11		0:49:11	5:32
107	29	Gareth LLOYD/Gareth ROBERTS	H3	1	Ford Escort Rs1800	0:48:40		0:48:40	5:01
108	42	Warren PHILLISKIRK/Matthew WHATTAM	H3	5	Ford Escort Rs1800	0:49:52		0:49:52	6:13
109	41	Terry BROWN/Jack WALBY	H3	4	Ford Escort Mk2	0:49:37		0:49:37	5:58
110	57	Colin WEBB/Matt ROGERS	B12	3	BMW 325	0:51:34		0:51:34	7:55
111		Peter SMITH/Russ LANGTHORNE	H3		Ford Escort Mk1	Stopped at Re-group			
112	38	Boyd KERSHAW/Bryan HULL	B11	2	Ford Escort	0:49:23		0:49:23	5:44
113		Geraint MILLS/Jonny Tad EVANS	B11		Opel Manta 400	Broken Rear Shaft SS2			
114	79	David JONES/Glyn PRICE	B12	7	BMW E30	0:53:40		0:53:40	10:01

Issued at 20:39 on 14 May 2011

7

Results by Tynemouth Computer Services





# 2011 Plains Rally

14th May 2011

## Final Results by Competition Number




No.	Pos	Entrant Driver/Co-driver	Class	Class Posn.	Vehicle	Stage Times	Penalties	Total Time	Diff. Leader
115	37	Osian PRYCE/lestyn WILLIAMS	B10	1	Ford Fiesta R2	0:49:16		0:49:16	5:37
116	51	Matt BEEBE/Rich MILLS	N3	2	MG ZR 160	0:51:06		0:51:06	7:27
117		Tim CAINS/Richard MAY	B11		Peugeot 309 Gti	Off SS1			
118	48	Richard FELGATE/Mark MASON	B12	2	BMW 325i	0:50:54		0:50:54	7:15
119		Russell DAVIES/John FELLOWES	B12		Vauxhall Calibra	Broken Driveshaft SS1			
121	46	<b>Jordan Road Surfacing</b> Barry JORDAN/James GRATTON-SMITH	H3	7	Ford Escort	0:50:47		0:50:47	7:08
122		John PRITCHARD/Will ROGERS	N3		Ford Fiesta ST	Broken Diff			
123		Gareth JONES/Peter JAMES	H3		Ford Escort	Stopped at Service			
124	73	Ian RIX/Lee CARTER	H3	9	Ford Escort	0:53:15		0:53:15	9:36
125	53	Sean EDWARDS/Gavin HAYCOCK	B10	3	Ford Escort	0:51:12		0:51:12	7:33
126	78	Kieron PATTERSON/Michael WILSON	H3	10	Datsun 240Z	0:53:32		0:53:32	9:53
127	45	Robert WHEELER/Chris WHEELER	B10	2	VW Golf	0:50:47		0:50:47	7:08
128	81	Sean BANNISTER/Ian JONES	B10	9	Citroen C2	0:53:46		0:53:46	10:07
129	58	<b>Roland Llewelin</b> Roland LLEWELLIN/Paul WILLIAMS	B12	4	BMW 325i	0:51:55		0:51:55	8:16
130		Peter EGERTON/Alun COOK	H3		Ford Escort	Stopped SS2			
131	67	Jon ROSS/Martin AUSKERIN	B12	5	BMW 325i	0:52:36		0:52:36	8:57
132		Simon CHAPMAN/Tony GRAHAM	B10		Vauxhall Corsa Kit Car	Clutch SS2			
133	60	<b>Anthony Litchfield</b> Damian THOMAS/Anthony LITCHFIELD	B10	4	Peugeot 205	0:52:11		0:52:11	8:32
134	80	Ian CARTWRIGHT/Ian JACKSON	B10	8	Peugeot 205	0:53:43		0:53:43	10:04
135	69	Cyril CROOK/Mike WILDING	B12	6	Vauxhall Astra RS RWD	0:52:42		0:52:42	9:03
136	61	<b>GMC Rally Team</b> Thomas LLOYD/Craig MAGGS	B10	5	Peugeot 205	0:52:12		0:52:12	8:33
137	54	Dave LEWIS/Steve SOUTHALL	H3	8	Ford Escort Mk1	0:51:13		0:51:13	7:34
138		Simon BAILEY/Will CLARKE	B11		Renault Williams Clio	Stopped after SS2			
139	89	Barney JOHNSON/Jamie-Lee FOX	B12	8	BMW 325	0:55:37		0:55:37	11:58
140	72	Dai LLOYD/Sherryn ROBERTS	B10	7	Peugeot 205Gti	0:53:14		0:53:14	9:35
142		John O'GORMAN/John RUTTER	B12		BMW 325	Stopped SS6			
143	87	Gareth VICKERS/Martyn VICKERS	B10	11	Peugeot 205 Gti	0:55:12		0:55:12	11:33
144		Peter ZJALIC/William DAVIES	B10		Rover 200	Broke down after SS4			
145		Wayne BALE/Daren BALE	B10		Peugeot 205 Gti	Rolled SS2			
146		Ian EVANS/Elliot GRAHAM	B10		Citroen C2R2	Stopped SS5			
147	86	Alex HAWKINS/Fraser WARD	B10	10	Peugeot 205 Gti	0:54:59		0:54:59	11:20
148	100	Huw ROWCLIFFE/Tudur REES	B10	12	Peugeot 205 Gti	1:00:01		1:00:01	16:22
149		Jonathan HARTLEY/John MULA	B10		Peugeot 205 Gti	Stopped after SS5			
151		<b>Rob Jenkins</b> Rob JENKINS/Tony EDWARDS	B11		Peugeot 205 Gti	Head Gasket, Engine Seized after S2			
152	99	Tony HAWKINS/Darren JONES	B12	9	BMW 325	0:58:39		0:58:39	15:00
153		Darren JONES/Marcus MULLENS	B12		BMW 325i	Stopped SS3			
154	40	Paul GRIFFITHS/Sam COLLIS	H3	3	Ford Escort Rs1800	0:49:28		0:49:28	5:49
155	20	Mad Mick JONES/Isak GUDJONSSON	B11	1	Escort Mark 2	0:47:28		0:47:28	3:49
156	63	<b>EDEN Valley Motor Club</b> Stuart EGGLESTONE/Brian HODGSON	B11	3	Vauxhall Astra	0:52:27		0:52:27	8:48
157		Kevin NUNNS/Gary MOULT	B11		BMW 318ls	Rolled SS3			
158		Simon H HEYWOOD/Kevin MOYSES	B10		Peugeot 205 Gti	Off SS5			
159		Tony GINNS/Mark ELLIS	H2		Ford Escort Mexico	Stopped SS2			
160		Owen TURNER/Matthew FOWLE	B11		Rover 200	Stopped SS6			
161	97	<b>Anthony finn</b> Anthony FINN/Alan BROWN	B11	4	Peugeot 205 Gti	0:58:11		0:58:11	14:32
162	62	Dale OWEN/Adam JEFFS	B10	6	Peugeot 206 Xsi	0:52:18		0:52:18	8:39

Issued at 20:39 on 14 May 2011

8

Results by Tynemouth Computer Services





# 2011 Plains Rally

14th May 2011

## Final Results by Competition Number




No.	Pos	Entrant Driver/Co-driver	Class	Class Posn.	Vehicle	Stage Times	Penalties	Total Time	Diff. Leader
163	43	Mark BENTLEY/Ed BENTLEY	H3	6	Ford Escort	0:50:38		0:50:38	6:59
164	39	Damien SMITH/Frazer HUTCHINSON	N3	1	Ford Fiesta ST	0:49:28		0:49:28	5:49
1	1	Andrew BURTON/Robin KELLARD	WR1	1	Peugeot Cosworth	0:43:39		0:43:39	
2	2	Hugh HUNTER/Andy MARCHBANK	WR1	2	Ford Focus Wrc01	0:43:44		0:43:44	0:05
3		Roger CHILMAN/Andrew SANKEY	WR1		Subaru Impreza S9		Puncture/Brake pipe SS6		
4	5	Paul BIRD/Kirsty RIDDICK	WR1	4	Ford Focus WRC 07	0:44:29		0:44:29	0:50
5	3	Charlie PAYNE/Paul SPOONER	WR1	3	Ford Focus WRC 06	0:44:11		0:44:11	0:32
6	4	David WRIGHT/Micheal WILKINSON	B13	1	Mitsubishi Evo 9	0:44:25		0:44:25	0:46
7		Michael O'BRIEN/Patrick WALSH	WR1		Ford Focus WRC 03		Stopped after SS3		
8		Shaun GARDENER/Ben INNES	B13		Mitsubishi Lancer Evo 5.9		Stopped SS2		
9		Tom CAVE/Craig PARRY	N4		Subaru Impreza STI Spec t		Gearbox SS2		
10	6	Nigel GRIFFITHS/Jon SCOTT	B13	2	Subaru Impreza	0:45:08		0:45:08	1:29
11	9	Daniel SIGUROARSON/Martin BRADY	N4	2	Mitsubishi Evo 10	0:45:44		0:45:44	2:05
12		Alex ALLINGHAM/Mark GLENNERSTER	N4		Subaru Impreza		Stopped after SS6		
14		Patrick NAYLOR/Ian LAWRENCE	N4		Mitsubishi Evo 9		Stopped after SS5		
15	15	Tom NAUGHTON/Horace SAVILLE	N4	6	Mitsubishi Evo 9	0:45:32	1:00	0:46:32	2:53
16		John LLOYD/Adrian CAVENAGH	WR1		Subaru Impreza WRC		Stopped after SS2		
17	7	David HOWELLS/Chris RIDGE	B13	3	Subaru Impreza	0:45:28		0:45:28	1:49
18	14	Stephen PETCH/John RICHARDSON	B13	5	Mitsubishi Lancer Evo	0:46:19		0:46:19	2:40
19	16	James GRINT/Steve GREENHILL	N4	7	Mitsubishi Evo 9	0:46:39		0:46:39	3:00
20		Paul DAVY/Roger ALLAN	N4		Subaru Impreza		Stopped SS6		
21		<b>Andy Bull</b>							
		Bob CEEN/Andy BULL	WR1		Subaru Impreza WRC		Stopped SS2		
22	8	Wug UTTING/Max UTTING	N4	1	Subaru Impreza N12B	0:45:39		0:45:39	2:00
23	24	Barry JONES/Chris WILLIAMS	N4	11	Subaru Impreza Wrx	0:47:57		0:47:57	4:18
24	18	Luke FRANCIS/John H ROBERTS	N4	8	Mitsubishi Evo 9	0:46:51		0:46:51	3:12
25	10	Dylan DAVIES/Dale FURNISS	N4	3	Subaru Impreza	0:45:49		0:45:49	2:10
26	26	Simon ROGERS/Peter THOMAS	B13	8	Mitsubishi Evo6	0:48:18		0:48:18	4:39
27	21	Kevin ROWLEDGE/Paul MORRIS	WR1	5	Ford Focus WRC	0:47:41		0:47:41	4:02
28	17	Martin NEWCOMBE/Peter NEWCOMBE	B13	6	Mitsubishi Evo 6	0:46:44		0:46:44	3:05
29	32	Keith PARRY/Eryl EVANS	B13	12	Subaru Impreza	0:49:04		0:49:04	5:25
30	28	Paul WALKER/Vern BROWN	B13	10	Subaru Impreza	0:48:32		0:48:32	4:53
31	27	Tony MACWHIRTER/Steve GREEN	B13	9	Mitsubishi Evo 7	0:48:28		0:48:28	4:49
32	23	Nigel SEABOLD/Chris DAVIES	N4	10	Subaru Impreza N2010	0:47:47		0:47:47	4:08
33		Phil EDWARDS/Jon EDWARDS	B13		Subaru Impreza RA		Gearbox Fire SS1		
34	30	Peter BAYLIS/Anthony BLYTH	B13	11	Subaru Impreza	0:48:47		0:48:47	5:08
35		Richard CEEN/Sarah CEEN	WR1		Ford Focus WRC		Retired end of SS5		
36	33	Ben WILLIAMS/Russell JOSEPH	B13	13	Mitsubishi Evo 6	0:49:06		0:49:06	5:27
37	35	<b>M.P.M</b>							
		Martin PAYTON/Darren PARSONS	B13	14	Mitsubishi Evo 6	0:49:10		0:49:10	5:31
39	50	Paul LOMAS/Matthew NICHOLAS	B13	16	Subaru Impreza	0:51:05		0:51:05	7:26
40	65	Spencer WILKINSON/Jamie EDWARDS	N4	12	Subaru Impreza N10	0:52:30		0:52:30	8:51
41	59	Geoff COTTRILL/Nathan CREWE	WR1	6	MG Metro 6R4	0:52:10		0:52:10	8:31
42	44	Garry WILSON/Martin HAGGETT	B13	15	MG Metro 6R4	0:50:44		0:50:44	7:05
44	25	Matthew ROBINSON/Nigel HUTCHINSON	B13	7	Subaru Impreza	0:48:04		0:48:04	4:25
45	11	<b>2300 Club John Easson Award</b>							
		Sara WILLIAMS/Dai ROBERTS	N4	4	Subaru Impreza	0:46:12		0:46:12	2:33
46	12	Jim McNEIL/Kim BAKER	B13	4	Subaru Impreza	0:46:15		0:46:15	2:36
47	56	Jason MORGAN/Gareth PRITCHARD	B13	17	Subaru Impreza	0:51:29		0:51:29	7:50
48	13	Jamie ANDERSON/Ella FLYNN	N4	5	Mitsubishi Evo 9	0:46:16		0:46:16	2:37
49		<b>RH Motors/APC Elec Eng</b>							
		Richard HILL/Patrick COOPER	WR1		Ford Escort		Stopped after SS5		

Issued at 20:39 on 14 May 2011

9

Results by Tynemouth Computer Services





2011 Plains Rally  
14th May 2011  
Final Results by Competition Number



No.	Pos	Entrant Driver/Co-driver	Class	Class Posn.	Vehicle	Stage Times	Penalties	Total Time	Diff. Leader
50	22	Brendan CUMISKEY/Ronan OKANE	N4	9	Mitsubishi Evo 9	0:47:43		0:47:43	4:04





# 2011 Plains Rally

14th May 2011

## Final Stage Times



No.	Driver	Class	SS 1	SS 2	SS 3	SS 4	SS 5	SS 6	SS 7	Penalties
			Cwmcelli	Gartheiniog 1	Dyfi East	Dyfi West	Hafren	Gartheiniog 2	Woodyard	
202	Justin LAWSON	1400S	3:21	10:38	4:32	5:43	11:08	10:22	3:13	
203	Clive ANSTEY	1400S	3:20	11:03	4:37	5:53	11:37	11:07	3:15	
204	A LLOYD-DAVIES	1400S	Engine Failure							
205	Marcel FRELING	1400S	3:32	11:06	4:44	6:01	11:38	11:03	3:20	
206	Gethin JONES	1400L	3:42	11:33	4:57	6:13	12:05	11:19	3:27	
207	Roger PRIESTNALL	1400S	3:33	11:13	4:46	6:05	11:41	11:24	3:50	
208	Ash SLIGHTS	RF1.4	3:32	11:24	4:52	6:09	12:02	11:14	3:17	
209	Dominic SCOTT	1400S	3:26	11:11	4:43	6:00	11:32	10:51	3:19	
210	Kieran DARRINGTON	1400S	3:45	11:38	4:56	6:15	11:54	11:16	3:21	
211	Dave TOWN	RF1.4	3:41	11:32	5:00	6:23	12:07	11:21	3:23	
212	Dan GRAY	1400S	3:41	Stopped SS2						
213	Chris HELTINGS	RF1.4	3:33	11:25	4:51	6:08	12:01	11:22	3:20	
214	Martin SHAW	1400S	3:41	11:26	4:54	6:15	12:04	11:13	3:23	
215	Kris FARRELL	1400S	3:41	11:36	5:00	6:21	12:08	11:30	3:30	
216	Hefin LLOYD-DAVIES	1400S	3:33	11:09	4:41	6:02	11:37	10:50	3:20	
217	Jayne AUDEN	1400S	4:01	12:02	5:04	6:30	12:33	11:43	3:22	
218	Steve BROWN	1400L	3:41	11:58	5:03	6:26	12:21	11:43	3:24	
219	Euros EVANS	1400C	3:43	11:52	4:59	6:22	12:22	11:34	3:31	
220	Roy GRAVESTOCK	RF1.4	3:52	12:12	5:09	6:32	12:41	11:44	3:34	
221	Matt GRIFFIN	1400L	Driveshaft SS2							
222	Ian ARDEN	RF1.0	3:51	12:45	5:17	6:34	12:33	11:51	3:27	
223	Harry MORGAN	RF1.0	3:47	12:24	5:09	6:32	12:48	12:13	3:35	
224	James WEAVER	1400L	4:02	12:31	5:24	6:51	13:01	12:21	3:29	
225	James WATKINS	RF1.0	4:00	12:55	5:26	6:47	13:21	12:53	Stopped After SS6	
226	Marlon ROBERTS	1400L	3:52	12:25	5:21	6:36	13:06	12:21	3:29	
227	Jez MACWHIRTER	1400S	3:37	Stopped SS2						
228	Jon PAYTON	RF1.0	6:00	12:53	5:25	6:58	13:31	12:31	3:29	
229	Leonard EVANS	RF1.0	4:33	14:26	6:07	7:37	15:24	14:02	4:12	
230	Lora KENNY	RF1.0	4:30	14:44	6:22	8:05	15:42	14:29	4:00	1:00
231	Danny BROWN	RF1.0	4:20	13:32	5:40	7:12	14:03	13:22	3:44	
232	Damien RIGDEN	1400L	3:45	11:55	5:10	6:29	12:19	11:42	3:28	
233	Darren PINCHIN	1400S	3:18	10:27	4:30	5:42	11:20	10:39	3:14	
234	Vin HUGHES	1400S	3:41	11:49	4:56	6:09	12:01	11:18	3:27	
235	Jamie TURNER	1400L	3:43	11:38	4:54	6:11	12:14	11:23	3:20	
236	Dan WAKEFIELD	RF1.4	4:41	15:19	6:23	8:09	14:50	13:50	3:44	
237	Simon McLEAN	1400L	4:06	12:51	5:23	7:00	13:11	12:14	3:32	
238	James McLEAN	1400L	3:52	12:21	5:10	6:28	13:05	12:16	3:34	
239	Chris SHAW	RF1.0	3:52	12:37	5:19	6:43	13:21	12:23	3:32	
102	Joe PRICE	B11	5:27	10:30	4:25	5:41	10:45	10:05	3:18	OTL
103	Allan McDOWALL	B11	3:14	10:18	4:24	5:39	Stopped SS5			
105	Will ONIONS	B12	3:14	10:16	4:24	5:35	10:32	10:12	3:10	
106	Stuart CLARKE	H3	3:19	10:38	4:28	5:51	11:02	10:37	3:16	
107	Gareth LLOYD	H3	3:15	10:36	4:28	5:45	10:53	10:31	3:12	
108	Warren PHILLISKIRK	H3	3:23	10:52	4:34	5:52	11:11	10:38	3:22	
109	Terry BROWN	H3	3:23	10:49	4:34	5:49	11:17	10:30	3:15	
110	Colin WEBB	B12	3:31	11:11	4:44	6:04	11:32	11:03	3:29	
111	Peter SMITH	H3	3:12	10:55	4:35	5:54	11:16	Stopped at Re-group		
112	Boyd KERSHAW	B11	3:31	10:35	4:32	5:52	11:11	10:22	3:20	
113	Geraint MILLS	B11	Broken Rear Shaft SS2							
114	David JONES	B12	3:38	12:02	4:50	6:16	12:05	11:25	3:24	
115	Osian PRYCE	B10	3:22	10:44	4:30	5:51	11:12	10:24	3:13	
116	Matt BEEBE	N3	3:28	11:00	4:42	6:01	11:35	10:55	3:25	
117	Tim CAINS	B11					12:05	11:27	3:21	

Issued at 20:39 on 14 May 2011

11

Results by Tynemouth Computer Services





# 2011 Plains Rally

14th May 2011

## Final Stage Times



No.	Driver	Class	SS 1	SS 2	SS 3	SS 4	SS 5	SS 6	SS 7	Penalties	
			Cwmcelli	Gartheiniog 1	Dyfi East	Dyfi West	Hafren	Gartheiniog 2	Woodyard		
118	Richard FELGATE	B12	3:30	11:00	4:38	5:57	11:25	11:04	3:20		
119	Russell DAVIES	B12	Broken Driveshaft SS1								
121	Barry JORDAN	H3	3:32	11:06	4:39	6:01	11:20	10:50	3:19		
122	John PRITCHARD	N3	3:28	11:53	Broken Diff						
123	Gareth JONES	H3	3:29	10:46	4:35	5:55	Stopped at Service				
124	Ian RIX	H3	3:04	11:53	4:55	6:20	12:14	11:22	3:27		
125	Sean EDWARDS	B10	3:40	11:05	4:41	6:00	11:27	10:59	3:20		
126	Kieron PATTERSON	H3	3:43	11:37	4:53	6:20	12:14	11:23	3:22		
127	Robert WHEELER	B10	3:32	10:55	4:35	5:51	11:22	11:10	3:22		
128	Sean BANNISTER	B10	3:40	11:20	4:45	6:12	11:56	12:33	3:20		
129	Roland LLEWELLIN	B12	3:39	11:31	4:45	6:06	11:34	11:04	3:16		
130	Peter EGERTON	H3	3:42	Stopped SS2							
131	Jon ROSS	B12	3:36	11:28	4:51	6:09	11:47	11:26	3:19		
132	Simon CHAPMAN	B10	3:34	11:20	Clutch SS2						
133	Damian THOMAS	B10	3:33	11:11	4:41	6:06	12:02	11:19	3:19		
134	Ian CARTWRIGHT	B10	3:33	11:44	4:58	6:25	12:25	11:11	3:27		
135	Cyril CROOK	B12	3:41	11:25	4:42	6:11	11:57	11:19	3:27		
136	Thomas LLOYD	B10	3:37	11:19	4:49	6:09	11:47	11:11	3:20		
137	Dave LEWIS	H3	3:30	10:59	4:34	6:04	11:38	11:01	3:27		
138	Simon BAILEY	B11	3:58	13:05	Stopped after SS2						
139	Barney JOHNSON	B12	3:56	12:19	5:07	6:33	12:22	11:49	3:31		
140	Dai LLOYD	B10	3:39	11:33	4:50	6:12	12:00	11:31	3:29		
142	John O'GORMAN	B12	3:43	11:43	4:45	6:04	11:51	Stopped SS6			
143	Gareth VICKERS	B10	3:59	12:01	5:03	6:26	12:25	11:50	3:28		
144	Peter ZJALIC	B10	3:54	18:00	5:29	7:09	Broke down after SS4				
145	Wayne BALE	B10	3:46	15:06	Rolled SS2						
146	Ian EVANS	B10	3:46	12:00	5:01	6:25	Stopped SS5				
147	Alex HAWKINS	B10	3:46	11:46	4:52	6:15	12:40	12:03	3:37		
148	Huw ROWCLIFFE	B10	4:09	13:17	5:26	6:57	13:29	13:00	3:43		
149	Jonathan HARTLEY	B10	4:50	14:21	5:49	7:27	14:48	Stopped after SS5			
151	Rob JENKINS	B11	3:55	12:03	Head Gasket, Engine Seized after S2						
152	Tony HAWKINS	B12	4:10	12:45	5:19	6:51	12:53	12:58	3:43		
153	Darren JONES	B12	3:33	11:14	Stopped SS3						
154	Paul GRIFFITHS	H3	3:24	10:47	4:30	5:48	11:05	10:41	3:13		
155	Mad Mick JONES	B11	3:26	10:13	4:30	5:33	10:37	10:03	3:06		
156	Stuart EGGLESTONE	B11	3:20	14:06	4:26	5:41	10:56	10:42	3:16		
157	Kevin NUNNS	B11	3:48	11:38	Rolled SS3						
158	Simon H HEYWOOD	B10	4:19	12:22	5:10	6:33	Off SS5				
159	Tony GINNS	H2	Stopped SS2								
160	Owen TURNER	B11	3:39	11:35	4:55	6:12	12:01	Stopped SS6			
161	Anthony FINN	B11	3:56	12:20	5:16	6:39	14:02	12:26	3:32		
162	Dale OWEN	B10	3:34	11:19	4:50	5:59	12:05	11:10	3:21		
163	Mark BENTLEY	H3	3:29	11:04	4:38	5:56	11:24	10:53	3:14		
164	Damien SMITH	N3	3:18	10:49	4:34	5:48	11:14	10:37	3:08		
1	Andrew BURTON	WR1	2:51	9:14	4:06	5:09	10:04	9:32	2:43		
2	Hugh HUNTER	WR1	2:57	9:14	4:06	5:06	10:04	9:25	2:52		
3	Roger CHILMAN	WR1	2:57	9:19	4:06	5:05	13:51	Puncture/Brake pipe SS6			
4	Paul BIRD	WR1	3:03	9:24	4:06	5:12	10:04	9:49	2:51		
5	Charlie PAYNE	WR1	2:58	9:26	4:06	5:11	10:04	9:38	2:48		
6	David WRIGHT	B13	3:01	9:25	4:06	5:09	10:04	9:51	2:49		
7	Michael O'BRIEN	WR1	3:04	10:00	Stopped after SS3						
8	Shaun GARDENER	B13	3:03	Stopped SS2							
9	Tom CAVE	N4	3:13	12:09	Gearbox SS2						

Issued at 20:39 on 14 May 2011

12

Results by Tynemouth Computer Services





# 2011 Plains Rally

14th May 2011  
Final Stage Times



No.	Driver	Class	SS 1	SS 2	SS 3	SS 4	SS 5	SS 6	SS 7	Penalties
			Cwmcelli	Gartheiniog 1	Dyfi East	Dyfi West	Hafren	Gartheiniog 2	Woodyard	
10	Nigel GRIFFITHS	B13	3:01	9:41	4:09	5:20	10:07	9:58	2:52	
11	D SIGUROARSON	N4	3:00	9:50	4:09	5:25	10:09	10:23	2:48	
12	Alex ALLINGHAM	N4	3:04	9:50	4:12	5:27	10:04	9:44	Stopped after SS6	
14	Patrick NAYLOR	N4	3:05	9:48	4:13	5:23	10:53	Stopped after SS5		
15	Tom NAUGHTON	N4	3:07	9:47	4:06	5:26	10:11	10:06	2:49	1:00
16	John LLOYD	WR1	3:13	10:38	Stopped after SS2					
17	David HOWELLS	B13	3:04	9:46	4:06	5:21	10:14	10:01	2:56	
18	Stephen PETCH	B13	3:10	10:05	4:16	5:30	10:15	10:04	2:59	
19	James GRINT	N4	3:10	9:58	4:14	5:26	10:33	10:21	2:57	
20	Paul DAVY	N4	3:08	10:02	4:12	5:54	10:09	Stopped SS6		
21	Bob CEEN	WR1	3:16	Stopped SS2						
22	Wug UTTING	N4	3:07	9:54	4:11	5:23	10:13	9:55	2:56	
23	Barry JONES	N4	3:18	10:31	4:21	5:38	10:46	10:23	3:00	
24	Luke FRANCIS	N4	3:13	10:02	4:12	5:28	10:45	10:14	2:57	
25	Dylan DAVIES	N4	3:06	10:00	4:10	5:24	10:11	10:01	2:57	
26	Simon ROGERS	B13	3:23	10:30	4:25	5:42	10:36	10:39	3:03	
27	Kevin ROWLEDGE	WR1	3:18	10:13	4:23	5:36	10:34	10:38	2:59	
28	Martin NEWCOMBE	B13	3:11	10:01	4:13	5:24	10:32	10:25	2:58	
29	Keith PARRY	B13	3:13	10:19	4:18	5:34	10:32	12:02	3:06	
30	Paul WALKER	B13	3:16	10:30	4:20	5:38	10:39	11:10	2:59	
31	Tony MACWHIRTER	B13	3:12	10:23	4:20	5:43	10:50	10:56	3:04	
32	Nigel SEABOLD	N4	3:13	10:16	4:26	5:40	10:47	10:29	2:56	
33	Phil EDWARDS	B13	3:23	10:39	Gearbox Fire SS1					
34	Peter BAYLIS	B13	3:24	10:34	4:27	5:42	10:46	10:45	3:09	
35	Richard CEEN	WR1	3:14	10:17	4:18	5:32	10:44	Retired end of SS5		
36	Ben WILLIAMS	B13	3:19	10:36	4:28	5:42	11:02	10:57	3:02	
37	Martin PAYTON	B13	3:27	10:49	4:35	5:59	11:03	10:08	3:09	
39	Paul LOMAS	B13	3:25	11:06	4:39	5:58	11:36	11:12	3:09	
40	Spencer WILKINSON	N4	3:38	11:16	4:46	6:11	11:47	11:39	3:13	
41	Geoff COTTRILL	WR1	3:34	11:06	4:41	6:09	11:40	11:48	3:12	
42	Garry WILSON	B13	3:39	11:11	4:38	5:49	11:12	11:02	3:13	
44	Matthew ROBINSON	B13	3:16	10:32	4:24	5:36	10:52	10:25	2:59	
45	Sara WILLIAMS	N4	3:07	10:04	4:13	5:25	10:17	10:08	2:58	
46	Jim McNEIL	B13	3:11	10:01	4:14	5:33	10:17	10:07	2:52	
47	Jason MORGAN	B13	3:30	11:14	4:44	6:06	11:24	11:14	3:17	
48	Jamie ANDERSON	N4	3:10	10:02	4:15	5:30	10:19	10:07	2:53	
49	Richard HILL	WR1	3:20	10:25	4:14	5:34	10:35	Stopped after SS5		
50	Brendan CUMISKEY	N4	3:19	10:33	4:23	5:35	10:34	10:21	2:58	

Issued at 20:39 on 14 May 2011

13

Results by Tynemouth Computer Services







# 2011 Plains Rally

14th May 2011

## Final Retirements and Exclusions

Listed by Competition Number

39 Retirements and Exclusions




No.	Driver/Co-driver	Class	Vehicle	Stage	Reason
204	Arwyn LLOYD-DAVIES/Emyr HALL	1400S	Vauxhall Nova	1	Engine Failure
212	Dan GRAY/Rob TUCKWELL	1400S	Peugeot 106 Rallye	2	Stopped SS2
221	Matt GRIFFIN/Joe CRUTTENDEN	1400L	VW Lupo	1	Driveshaft SS2
225	James WATKINS/Siobhan PUGH	RF1.0	Nissan Micra	7	Stopped After SS6
227	Jez MACWHIRTER/Lisa EVANS	1400S	Vauxhall Corsa	2	Stopped SS2
102	Joe PRICE/Christopher BROOKS	B11	Ford Escort		OTL
103	Allan McDOWALL/Gavin HESELTINE	B11	Opel Kadett	5	Stopped SS5
111	Peter SMITH/Russ LANGTHORNE	H3	Ford Escort Mk1	6	Stopped at Re-group
113	Geraint MILLS/Jonny Tad EVANS	B11	Opel Manta 400	1	Broken Rear Shaft SS2
117	Tim CAINS/Richard MAY	B11	Peugeot 309 Gti	1	Off SS1
119	Russell DAVIES/John FELLOWES	B12	Vauxhall Calibra	1	Broken Driveshaft SS1
122	John PRITCHARD/Will ROGERS	N3	Ford Fiesta ST	3	Broken Diff
123	Gareth JONES/Peter JAMES	H3	Ford Escort	5	Stopped at Service
130	Peter EGERTON/Alun COOK	H3	Ford Escort	2	Stopped SS2
132	Simon CHAPMAN/Tony GRAHAM	B10	Vauxhall Corsa Kit Car	3	Clutch SS2
138	Simon BAILEY/Will CLARKE	B11	Renault Williams Clio	3	Stopped after SS2
142	John O'GORMAN/John RUTTER	B12	BMW 325	6	Stopped SS6
144	Peter ZJALIC/William DAVIES	B10	Rover 200	5	Broke down after SS4
145	Wayne BALE/Daren BALE	B10	Peugeot 205 Gti	3	Rolled SS2
146	Ian EVANS/Elliot GRAHAM	B10	Citroen C2R2	5	Stopped SS5
149	Jonathan HARTLEY/John MULA	B10	Peugeot 205 Gti	6	Stopped after SS5
151	Rob JENKINS/Tony EDWARDS	B11	Peugeot 205 Gti	3	Head Gasket, Engine Seized after SS3
153	Darren JONES/Marcus MULLENS	B12	BMW 325i	3	Stopped SS3
157	Kevin NUNNS/Gary MOULT	B11	BMW 318is	3	Rolled SS3
158	Simon H HEYWOOD/Kevin MOYSES	B10	Peugeot 205 Gti	5	Off SS5
159	Tony GINNS/Mark ELLIS	H2	Ford Escort Mexico	1	Stopped SS2
160	Owen TURNER/Matthew FOWLE	B11	Rover 200	6	Stopped SS6
3	Roger CHILMAN/Andrew SANKEY	WR1	Subaru Impreza S9	6	Puncture/Brake pipe SS6
7	Michael O'BRIEN/Patrick WALSH	WR1	Ford Focus WRC 03	3	Stopped after SS3
8	Shaun GARDENER/Ben INNES	B13	Mitsubishi Lancer Evo 5.9	2	Stopped SS2
9	Tom CAVE/Craig PARRY	N4	Subaru Impreza STI Spec C	3	Gearbox SS2
12	Alex ALLINGHAM/Mark GLENNERSTER	N4	Subaru Impreza	7	Stopped after SS6
14	Patrick NAYLOR/Ian LAWRENCE	N4	Mitsubishi Evo 9	6	Stopped after SS5
16	John LLOYD/Adrian CAVENAGH	WR1	Subaru Impreza WRC	3	Stopped after SS2
20	Paul DAVY/Roger ALLAN	N4	Subaru Impreza	6	Stopped SS6
21	Bob CEEN/Andy BULL	WR1	Subaru Impreza WRC	2	Stopped SS2
33	Phil EDWARDS/Jon EDWARDS	B13	Subaru Impreza RA	3	Gearbox Fire SS1
35	Richard CEEN/Sarah CEEN	WR1	Ford Focus WRC	6	Retired end of SS5
49	Richard HILL/Patrick COOPER	WR1	Ford Escort	6	Stopped after SS5

Issued at 20:39 on 14 May 2011

15

Results by Tynemouth Computer Services





# 2011 Plains Rally

14th May 2011

## Final Ten Best Times on Each Stage



SS 1 Cwmcelli Fastest speed 56.90 mph Length 2.70miles			SS 2 Gartheiniog 1 Fastest speed 58.35 mph Length 8.98miles			SS 3 Dyfi East Fastest speed 64.83 mph Length 4.43miles			SS 4 Dyfi West Fastest speed 60.80 mph Length 5.15miles			SS 5 Hafren Fastest speed 64.92 mph Length 10.89miles		
No.	Driver	Time	No.	Driver	Time	No.	Driver	Time	No.	Driver	Time	No.	Driver	Time
1	Burton	2:51	1=	Burton	9:14	1=	Burton	4:06	3	Chilman	5:05	1=	Burton	10:04
2=	Hunter	2:57	2=	Hunter	9:14	2=	Hunter	4:06	2	Hunter	5:06	2=	Hunter	10:04
3=	Chilman	2:57	3	Chilman	9:19	3=	Chilman	4:06	1=	Burton	5:09	4=	Bird	10:04
5	Payne	2:58	4	Bird	9:24	4=	Bird	4:06	6=	Wright	5:09	5=	Payne	10:04
11	Siguroarson	3:00	6	Wright	9:25	5=	Payne	4:06	5	Payne	5:11	6=	Wright	10:04
6=	Wright	3:01	5	Payne	9:26	6=	Wright	4:06	4	Bird	5:12	12=	Allingham	10:04
10=	Griffiths	3:01	10	Griffiths	9:41	15=	Naughton	4:06	10	Griffiths	5:20	10	Griffiths	10:07
4=	Bird	3:03	17	Howells	9:46	17=	Howells	4:06	17	Howells	5:21	11=	Siguroarson	10:09
8=	Gardener	3:03	15	Naughton	9:47	10=	Griffiths	4:09	14=	Naylor	5:23	20=	Davy	10:09
124=	Rix	3:04	14	Naylor	9:48	11=	Siguroarson	4:09	22=	Utting	5:23	15=	Naughton	10:11
SS 6 Gartheiniog 2 Fastest speed 57.21 mph Length 8.98miles			SS 7 Woodyard Fastest speed 40.90 mph Length 1.85miles											
No.	Driver	Time	No.	Driver	Time									
2	Hunter	9:25	1	Burton	2:43									
1	Burton	9:32	5=	Payne	2:48									
5	Payne	9:38	11=	Siguroarson	2:48									
12	Allingham	9:44	6=	Wright	2:49									
4	Bird	9:49	15=	Naughton	2:49									
6	Wright	9:51	4	Bird	2:51									
22	Utting	9:55	2=	Hunter	2:52									
10	Griffiths	9:58	10=	Griffiths	2:52									
17=	Howells	10:01	46=	McNeil	2:52									
25=	Davies	10:01	48	Anderson	2:53									



# 2011 Plains Rally

14th May 2011

## Final Leading Positions after Each Stage



SS 1 Cwmcelli Gravel Length 2.70miles			SS 2 Gartheiniog 1 Gravel Length 8.98miles			SS 3 Dyfi East Gravel Length 4.43miles			SS 4 Dyfi West Gravel Length 5.15miles			SS 5 Hafren Gravel Length 10.89miles		
No.	Driver	Total	No.	Driver	Total	No.	Driver	Total	No.	Driver	Total	No.	Driver	Total
1	Burton	0:02:51	1	Burton	0:12:05	1	Burton	0:16:11	1	Burton	0:21:20	1	Burton	0:31:24
2=	Hunter	0:02:57	2	Hunter	0:12:11	2	Hunter	0:16:17	2	Hunter	0:21:23	2	Hunter	0:31:27
3=	Chilman	0:02:57	3	Chilman	0:12:16	3	Chilman	0:16:22	3	Chilman	0:21:27	5	Payne	0:31:45
5	Payne	0:02:58	5	Payne	0:12:24	5	Payne	0:16:30	5	Payne	0:21:41	6	Wright	0:31:45
11	Siguroarsor	0:03:00	6	Wright	0:12:26	6	Wright	0:16:32	6	Wright	0:21:41	4	Bird	0:31:49
6=	Wright	0:03:01	4	Bird	0:12:27	4	Bird	0:16:33	4	Bird	0:21:45	10	Griffiths	0:32:18
10=	Griffiths	0:03:01	10	Griffiths	0:12:42	10	Griffiths	0:16:51	10	Griffiths	0:22:11	17	Howells	0:32:31
4=	Bird	0:03:03	11	Siguroarsor	0:12:50	11	Howells	0:16:56	17	Howells	0:22:17	11	Siguroarsor	0:32:33
8=	Gardener	0:03:03	17	Howells	0:12:50	17	Siguroarsor	0:16:59	11	Siguroarsor	0:22:24	12	Allingham	0:32:37
124=	Rix	0:03:04	14	Naylor	0:12:53	15	Naughton	0:17:00	15	Naughton	0:22:26	15	Naughton	0:32:37
SS 6 Gartheiniog 2 Gravel Length 8.98miles			SS 7 Woodyard Gravel Length 1.85miles											
No.	Driver	Total	No.	Driver	Total									
2	Hunter	0:40:52	1	Burton	0:43:39									
1	Burton	0:40:56	2	Hunter	0:43:44									
5	Payne	0:41:23	5	Payne	0:44:11									
6	Wright	0:41:36	6	Wright	0:44:25									
4	Bird	0:41:38	4	Bird	0:44:29									
10	Griffiths	0:42:16	10	Griffiths	0:45:08									
12	Allingham	0:42:21	17	Howells	0:45:28									
17	Howells	0:42:32	22	Utting	0:45:39									
15	Naughton	0:42:43	11	Siguroarsor	0:45:44									
22	Utting	0:42:43	25	Davies	0:45:49									



# 2011 Plains Rally

14th May 2011  
Final Stage Positions



Total number of fastest times, second fastest times etc.

No.	Driver	1	2	3	4	5	6	7	8	9	10	11	12	13	14	15
1	Andrew BURTON	5	1	1	-	-	-	-	-	-	-	-	-	-	-	-
2	Hugh HUNTER	4	2	-	-	-	-	1	-	-	-	-	-	-	-	-
5	Charlie PAYNE	2	1	1	1	1	1	-	-	-	-	-	-	-	-	-
3	Roger CHILMAN	2	1	1	-	-	-	-	-	-	-	-	-	-	-	-
6	David WRIGHT	2	-	1	1	1	2	-	-	-	-	-	-	-	-	-
4	Paul BIRD	2	-	-	1	1	2	-	1	-	-	-	-	-	-	-
15	Tom NAUGHTON	1	-	-	1	-	-	-	-	1	1	-	-	-	1	1
12	Alex ALLINGHAM	1	-	-	1	-	-	-	-	-	1	1	-	1	-	-
17	David HOWELLS	1	-	-	-	-	-	-	2	1	1	1	-	1	-	-
11	Daniel SIGUROARSON	-	1	-	-	1	-	-	1	1	-	1	-	1	-	-
10	Daniel GRIFFITHS	-	-	-	-	-	1	4	1	1	-	-	-	-	-	-
22	Wug UTTING	-	-	-	-	-	-	1	-	1	-	1	2	1	-	-
46	Jim McNEIL	-	-	-	-	-	-	1	-	-	-	-	-	-	-	2
20	Paul DAVY	-	-	-	-	-	-	-	1	-	-	-	-	1	-	-
8	Shaun GARDENER	-	-	-	-	-	-	-	1	-	-	-	-	-	-	-
25	Dylan DAVIES	-	-	-	-	-	-	-	-	1	1	2	-	-	1	2
14	Patrick NAYLOR	-	-	-	-	-	-	-	-	1	1	-	-	-	1	-
7	Michael O'BRIEN	-	-	-	-	-	-	-	-	-	1	-	-	-	-	1
48	Jamie ANDERSON	-	-	-	-	-	-	-	-	-	1	-	-	-	-	1
124	Ian RIX	-	-	-	-	-	-	-	-	-	1	-	-	-	-	-
28	Martin NEWCOMBE	-	-	-	-	-	-	-	-	-	-	1	-	-	-	-
32	Nigel SEABOLD	-	-	-	-	-	-	-	-	-	-	1	-	-	-	-
155	Mad Mick JONES	-	-	-	-	-	-	-	-	-	-	1	-	-	-	-
18	Stephen PETCH	-	-	-	-	-	-	-	-	-	-	-	1	-	1	-
24	Luke FRANCIS	-	-	-	-	-	-	-	-	-	-	-	-	1	1	-
45	Sara WILLIAMS	-	-	-	-	-	-	-	-	-	-	-	-	1	-	1
102	Joe PRICE	-	-	-	-	-	-	-	-	-	-	-	-	1	-	-
19	James GRINT	-	-	-	-	-	-	-	-	-	-	-	-	-	2	1

Note: where more than one competitor has the same stage time, they are all credited with the same stage position.





# 2011 Plains Rally

14th May 2011

## Final Stage Chart



Cumulative positions after each stage (including all additional penalties)

Posn	Stage						
	1	2	3	4	5	6	7
1	1	1	1	1	1	2	1
2	2=	2	2	2	2	1	2
3	3=	3	3	3	5	5	5
4	5	5	5	5	6	6	6
5	11	6	6	6	4	4	4
6	6=	4	4	4	10	10	10
7	10=	10	10	10	17	12	17
8	4=	11	17	17	11	17	22
9	8=	17	11	11	12	15	11
10	124=	14	15	15	15	22	25
11	7=	12	12	14	22	25	45
12	12=	15	14	12	25	11	46
13	17=	22	22	22	45	45	48
14	14	7	25	25	48	18	18
15	25	25	20	19	18	48	15
16	15=	19	19	45	46	46	19
17	22=	20	45	28	19	19	28
18	45=	45	28	24	28	28	24
19	20	48	46	48	14	24	105
20	18=	28=	48	46	20	105	155
21	19=	46=	24	18	24	155	27
22	48=	18	18	20	29	27	50
23	28=	24	35	35	105	50	32
24	46=	32	29	29	27	32	23
25	111=	105	105	105	35	23	44
26	31=	35	27	27	49	44	26
27	9=	27	31	49	155	26	31
28	16=	29	32	32	32	31	30
29	24=	103	103	103	30	107	107
30	29=	31	49	31	50	30	34
31	32=	155	30	155	31	34	202
32	103=	233	155	30	23	202	29
33	105=	49	23	44	26	106	36
34	35=	30	44	23	44	233	233
35	107	44	233	50	34	29	37
36	21=	23	50	233	107	37	106
37	30=	16	26	26	36	115	115
38	44=	107	107	107	233	112	112
39	233=	50	36	36	3	36	164
40	164=	26	106	34	106	154	154
41	23=	36	34	202	202	164	109
42	27=	106	202	106	154	109	108
43	106=	34	115	115	115	108	163
44	36=	202	112	164	112	163	42
45	50=	115	164	154	164	127	127
46	203=	112	154	112	111	121	121
47	156=	111	111	109	109	42	203
48	49=	164	109	111	108	118	118
49	202	154	108	108	37	203	209
50	115	109	123	123	127	116	39
51	108=	108	37	37	42	209	116
52	109=	123	203	203	203	137	216
53	26=	37	127	127	118	216	125
54	154=	203	137	118	163	125	137
55	34=	127	118	163	121	39	205
56	39	116	39	137	39	205	47
57	209=	137	116	39	137	110	110
58	155=	118	163	116	116	47	129
59	37	39	121	42	209	129	41
60	116=	163	209	121	125	207	133

Posn	Stage						
	1	2	3	4	5	6	7
61	122=	209	41	209	47	133	136
62	123=	205=	205	205	205	136	162
63	163=	121=	216	216	110	162	156
64	118=	41	133	125	216	41	208
65	137=	110	110	110	41	156	40
66	47=	216	125	41	207	208	207
67	110=	47	47	133	133	135	131
68	112=	133	42	47	129	131	213
69	205=	125	207	207	40	40	135
70	208=	207	40	162	136	213	214
71	121=	42	162	40	162	214	210
72	127=	162	136	136	131	210	140
73	207=	132	128	208	128	140	124
74	213=	40	208	213	135	124	206
75	216=	208	135	128	213	206	234
76	133=	136	213	135	208	234	235
77	134=	124	124	129	142	235	211
78	132=	213	131	131	140	211	126
79	162=	128	129	124	214	126	114
80	41=	33	214	140	160	134	134
81	131	131	140	142	124	114	128
82	227=	135	160	214	210	215	215
83	136=	214	142	160	156	128	219
84	114=	129	206	206	206	219	218
85	40=	140	211	235	234	218	232
86	129=	211	126	126	235	232	147
87	140=	160	134	210	211	147	143
88	160=	206	235	234	215	143	217
89	42=	134	215	211	126	217	139
90	125=	215	210	215	114	139	220
91	128=	126	147	147	134	220	222
92	211=	122	234	134	219	222	223
93	212=	235	114	114	147	223	238
94	214=	9	219	219	218	238	226
95	215=	210	218	218	232	226	224
96	218=	142	146	146	143	224	239
97	234=	157	232	232	217	239	161
98	135=	234	143	143	139	161	237
99	206=	147	217	156	220	237	152
100	130=	219	220	217	223	152	148
101	219=	218	223	220	238	225	228
102	235=	114	139	238	222	148	231
103	126=	232	238	223	226	228	229
104	142=	146	161	139	224	231	236
105	210=	153	226	161	239	229	230
106	232=	102	239	226	152	236	
107	145=	151	158	158	161	230	
108	146=	143	156	222	225		
109	147=	217	222	239	237		
110	223	220	224	224	148		
111	157	223	152	152	231		
112	222	238	237	225	228		
113	220=	139	225	237	149		
114	226=	161	148	148	229		
115	238=	226	231	231	236		
116	239=	239	228	228	230		
117	144	224	149	149			
118	151	222	229	229			
119	139=	158	236	144			
120	161=	225	230	236			

Issued at 20:39 on 14 May 2011

19

Results by Tynemouth Computer Services



